
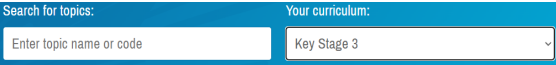



## YEAR 8 CONTINUITY OF LEARNING 2 WEEK CYCLE FROM THURSDAY 5 SEPTEMBER TO FRIDAY 13 SEPTEMBER

CORE Subjects	Lesson and Resources	Notes / Extension Task
ENGLISH	Lesson 1 <a href="#">Full Text - Much Ado About Nothing.docx</a> <a href="#">Lesson 04 How is the character of Don John presented.pptx</a>	
	Lesson 2 <a href="#">Full Text - Much Ado About Nothing.docx</a> <a href="#">Lesson 05 How is the character of Beatrice presented.pptx</a>	
	Lesson 3 <a href="#">Full Text - Much Ado About Nothing.docx</a> <a href="#">Lesson 06 How is the relationship between Beatrice and Benedick presented.pptx</a>	
	Lesson 4 <a href="#">Full Text - Much Ado About Nothing.docx</a> <a href="#">Lesson 07 How are ideas about villainy presented.pptx</a>	
	Lesson 5 <a href="#">Full Text - Much Ado About Nothing.docx</a> <a href="#">Lesson 08 How are ideas about deception presented.pptx</a>	
	Lesson 6 <a href="#">Full Text - Much Ado About Nothing.docx</a> <a href="#">Lesson 09 How are ideas about love presented.pptx</a>	
	Lesson 7 <a href="#">Full Text - Much Ado About Nothing.docx</a> <a href="#">Lesson 10 How are ideas about deception presented.pptx</a>	

**YEAR 8 CONTINUITY OF LEARNING 2 WEEK CYCLE FROM THURSDAY 5 SEPTEMBER TO FRIDAY 13 SEPTEMBER**

CORE Subjects	Lesson and Resources	Notes / Extension Task
<p><b>MATHS</b></p>	<p><u>Lesson 1</u>            Calculating with powers <b>Sparx: M135, M608</b>            Follow the links and answer the questions. Click the tick at the bottom to check your answers.  <a href="#">Squaring Numbers</a>  <a href="#">Square Rooting</a>  <a href="#">Cubing Numbers</a>  <a href="#">Cube Rooting</a></p>	<p><u>Notes:</u>            Where relevant, find the Sparx Task by clicking on Independent Learning:</p>  <p>And then search for the relevant task in the Search bar:</p>  <p>Use the videos for support as you answer the questions.</p> <p><u>Extension Tasks:</u>            Complete all Compulsory, Target and XP Boost tasks at 100%</p>
	<p><u>Lesson 2</u>            Prime Numbers <b>Sparx: M322</b>            Follow the links and answer the questions. Click the tick at the bottom to check your answers.  <a href="#">Prime Numbers</a></p>	
	<p><u>Lesson 3</u>            Prime Factor Decomposition <b>Sparx: M108</b>            Follow the links and answer the questions. Click the tick at the bottom to check your answers.  <a href="#">Product of Primes</a></p>	


## YEAR 8 CONTINUITY OF LEARNING 2 WEEK CYCLE FROM THURSDAY 5 SEPTEMBER TO FRIDAY 13 SEPTEMBER

CORE Subjects	Lesson and Resources	Notes / Extension Task				
MATHS	<p><u>Lesson 4</u>                      Finding HCF and LCM    <b>Sparx: M365</b>                      Complete the questions at all levels                      When finished, follow this link and answer the questions.  <a href="#">Finding HCF &amp; LCM</a></p>	<p><b>Notes:</b>                      Where relevant, find the Sparx Task by clicking on Independent Learning:</p> <div style="text-align: center; margin: 5px 0;">  </div> <p>And then search for the relevant task in the Search bar:</p> <div style="border: 1px solid #0070c0; padding: 5px; margin: 5px 0;"> <table style="width: 100%; border-collapse: collapse;"> <tr> <td style="font-size: 8px; border-bottom: 1px solid #0070c0;">Search for topics:</td> <td style="font-size: 8px; border-bottom: 1px solid #0070c0;">Your curriculum:</td> </tr> <tr> <td style="border: 1px solid #0070c0; padding: 2px;">Enter topic name or code</td> <td style="border: 1px solid #0070c0; padding: 2px;">Key Stage 3</td> </tr> </table> </div> <p>Use the videos for support as you answer the questions.</p> <p><b>Extension Tasks:</b>                      Complete all Compulsory, Target and XP Boost tasks at 100%</p>	Search for topics:	Your curriculum:	Enter topic name or code	Key Stage 3
	Search for topics:		Your curriculum:			
	Enter topic name or code		Key Stage 3			
	<p><u>Lesson 5</u>                      Rounding            <b>Sparx: M111, M431</b>                      Follow this link and answer the questions. Click the tick at the bottom to check your answers.  <a href="#">Rounding Decimals Mixed Practice</a></p>					
<p><u>Lesson 6</u>                      Rounding Significant Figures            <b>Sparx: M994, M131</b>                      Follow this link and answer the questions. Click the tick at the bottom to check your answers.  <a href="#">Rounding Significant Figures</a></p>						
<p><u>Lesson 7</u>                      Estimation            <b>Sparx: M878</b>                      Follow this link and answer the questions. Click the tick at the bottom to check your answers.  <a href="#">Estimation Mixed Practice</a></p>						

**YEAR 8 CONTINUITY OF LEARNING 2 WEEK CYCLE FROM THURSDAY 5 SEPTEMBER TO FRIDAY 13 SEPTEMBER**

CORE Subjects	Lesson and Resources	Notes / Extension Task
<b>SCIENCE</b>	<p>4 lessons (due to staggered start)</p> <p>Lesson 1 Light as a wave <a href="https://continuityoak.org.uk/Lessons?r=1307">https://continuityoak.org.uk/Lessons?r=1307</a></p> <p>Lesson 2 Chemical and electrical effects of light <a href="https://continuityoak.org.uk/Lessons?r=1308">https://continuityoak.org.uk/Lessons?r=1308</a></p> <p>Lesson 3 Reflection <a href="https://continuityoak.org.uk/Lessons?r=1309">https://continuityoak.org.uk/Lessons?r=1309</a></p> <p>Lesson 4 Reflected images <a href="https://continuityoak.org.uk/Lessons?r=1310">https://continuityoak.org.uk/Lessons?r=1310</a></p>	

**YEAR 8 CONTINUITY OF LEARNING 2 WEEK CYCLE FROM THURSDAY 5 SEPTEMBER TO FRIDAY 13 SEPTEMBER**

Foundation Subject	Lesson and Resources	Notes / Extension Task
<p><b>ART</b></p>	<p>Copy a Cubist portrait Picasso Weeping woman Can provide printed copies if needed</p> 	
<p><b>DRAMA</b></p>	<p>Answer the questions below based on our trip to see Oliver at Chichester Festival Theatre.</p> <ol style="list-style-type: none"> <li>1. What is the story about?</li> <li>2. Which character did you like best, why?</li> <li>3. Describe the set (what the stage looked like)</li> <li>4. Describe one character's costume.</li> <li>5. Would you recommend the performance, why/not?</li> </ol>	
<p><b>FRENCH</b></p>		

## YEAR 8 CONTINUITY OF LEARNING 2 WEEK CYCLE FROM THURSDAY 5 SEPTEMBER TO FRIDAY 13 SEPTEMBER

Foundation Subject	Lesson and Resources	Notes / Extension Task
<b>GEOGRAPHY</b>	<p>Follow the links below to watch and complete the Oak National lessons. Ensure you are in a suitable environment to work where you can listen to the teacher recording of the lesson. You will pause and complete all activities and record your work on the worksheet uploaded or in a notebook or on paper.</p> <p>Only complete the amount of lessons you would have missed had you have been in school.</p> <p>Website: <a href="https://continuityoak.org.uk/Lessons">https://continuityoak.org.uk/Lessons</a></p> <p><b><u>Autumn Term 1: Coasts</u></b> Go to- Geography- Year 8- Unit 3- Coasts</p> <p><b><i>Week beginning 4/9</i></b> L1- What are the features of a coastline? L2- What are the factors that influence waves?</p>	<p>If you have finished all the tasks in the lesson and resources section and wish to continue some more geography work log on to Seneca using your school account.</p> <p>Search for KS3 Geography and work your way through the learning and quizzes for the topic you are currently learning.</p>
<b>HISTORY</b>	<p>Unit 1 lesson 1 Martin Luther and the Lutheran Reformation</p> <p>Unit 1 lesson 2 The Swiss Reformation</p> <p>Unit 1 lesson 3 Henry VIII and the King's Great Matter</p>	<p>All lessons can be found at the link below:</p> <p><a href="https://www.thenational.academy/pupils/programmes/history-secondary-year-8/units/henry-viii-and-the-reformation-how-unusual-was-the-english-reformation/lessons">https://www.thenational.academy/pupils/programmes/history-secondary-year-8/units/henry-viii-and-the-reformation-how-unusual-was-the-english-reformation/lessons</a></p> <p>You will need headphones to listen to the lesson, lined paper and a pen to complete the lesson.</p>

**YEAR 8 CONTINUITY OF LEARNING 2 WEEK CYCLE FROM THURSDAY 5 SEPTEMBER TO FRIDAY 13 SEPTEMBER**

<b>Foundation Subject</b>	<b>Lesson and Resources</b>	<b>Notes / Extension Task</b>
<b>MUSIC</b>		
<b>RELIGIOUS STUDIES</b>		
<b>SPANISH</b>		